

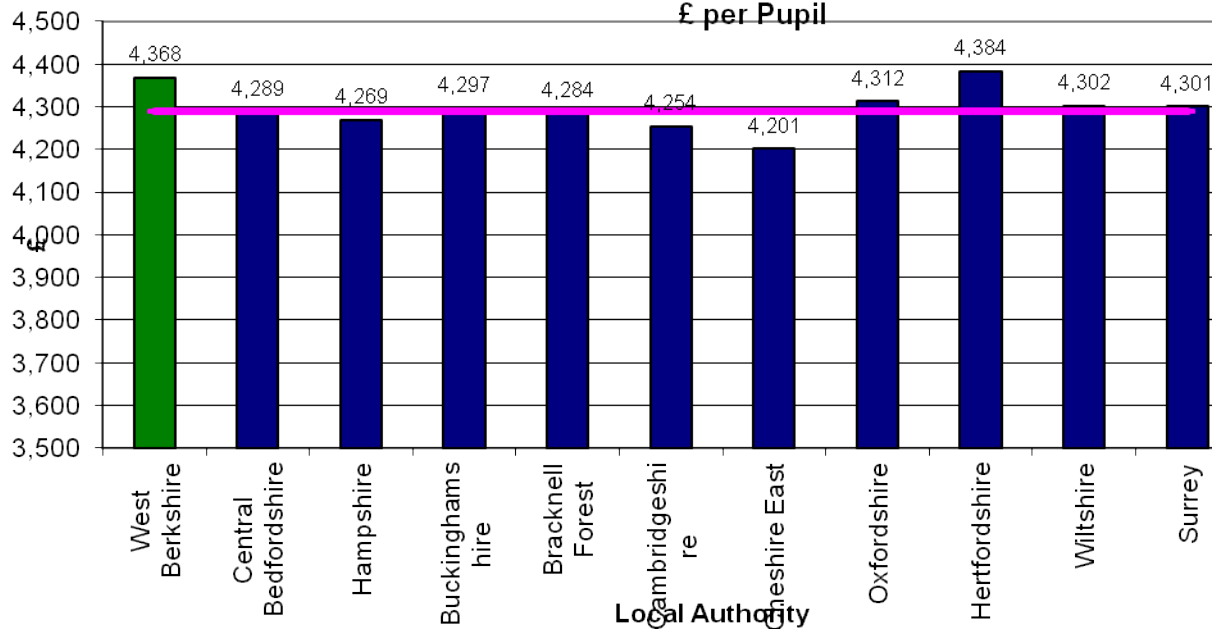
<b>West Berkshire Schools' Forum</b>	
<b>Title of Report:</b>	<b>School Funding Benchmarking Tables 2015/16</b>
<b>Date of Meeting:</b>	<b>7<sup>th</sup> December 2015</b>
<b>Contact Officer(s)</b>	<b>Claire White</b>
<b>For Information</b>	

1. The Department for Education has recently published benchmarking information on school funding, based on 2015/16 Section 251 budget submissions.
2. The Appendices to this report provide the key funding data for West Berkshire Council compared to our statistical neighbours and to all other unitary authorities.
3. Compared to our statistical neighbours, West Berkshire is still funding schools well above the median – though dropped to third highest (Appendix B), and this is also reflected in the unit of funding received – being the second highest (Appendix A).
4. Our schools block unit of funding received (£4,368) is below average compared to unitary authorities (Appendix E), and individual school budgets (ISB) are also below the average at £4,201 (Appendix F). Due to the additional £390m distributed to the lowest funded local authorities in 2015/16, the national average unit of funding has increased to £4,612, with the highest funded authority being Tower Hamlets at £7,007 per pupil, and the lowest Wokingham at £4,151 per pupil. The highest ISB is £6,842, which is Tower Hamlets. The lowest is £3,000 at Middlesbrough. Wokingham, although the lowest funded is £4,150.
5. There are wide variations in spending on high needs budgets per pupil, even when comparing our statistical neighbours (Appendix C). Our high needs budget is higher than the average for unitary authorities (Appendix G) with spending of £318 per pupil, compared to local authorities such as Portsmouth at £158 (the lowest) and Hampshire at £176. However, this year there are more local authorities spending more than West Berkshire compared to last year. Nationally, the highest spending on high needs is Tower Hamlets at £566.
6. Our total schools budget at £4,734 per pupil is close to average when compared to our statistical neighbours (Appendix D), but below average when compared to unitary authorities (Appendix H). The national average is £4,943 and highest is £8,132 at Tower Hamlets.
7. When comparing individual school budgets with GCSE results (Appendix I), West Berkshire still falls in the top quartile (below average cost, above average results) compared to the average for all unitary authorities. Although Tower Hamlet's ISB is 63% more than for West Berkshire schools, their results for 5 GCSEs grade A\* to C including English and Maths is only slightly better at 63.4% compared to 61.8%.

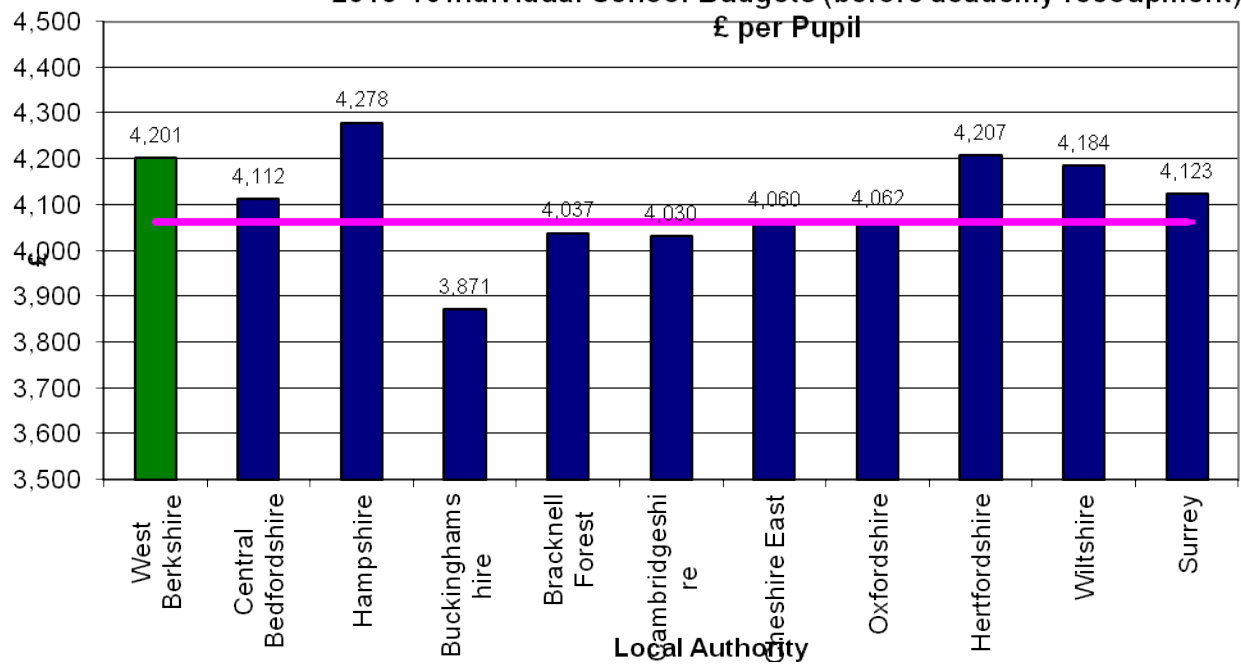
## **Appendices**

- Appendix A – DSG Schools Block Unit of Funding per Pupil (statistical neighbours)
- Appendix B – Individual School Budget per Pupil (statistical neighbours)
- Appendix C – High Needs Budget (statistical neighbours)
- Appendix D – Total School Budget per Pupil (statistical neighbours)
- Appendix E – DSG Schools Block Unit of Funding per Pupil (unitary authorities)
- Appendix F – Individual School Budgets per Pupil (unitary authorities)
- Appendix G – High Needs Budget (unitary authorities)
- Appendix H – Total School Budgets per Pupil (unitary authorities)
- Appendix I – Individual Schools Budget vs GCSE Results (unitary authorities)

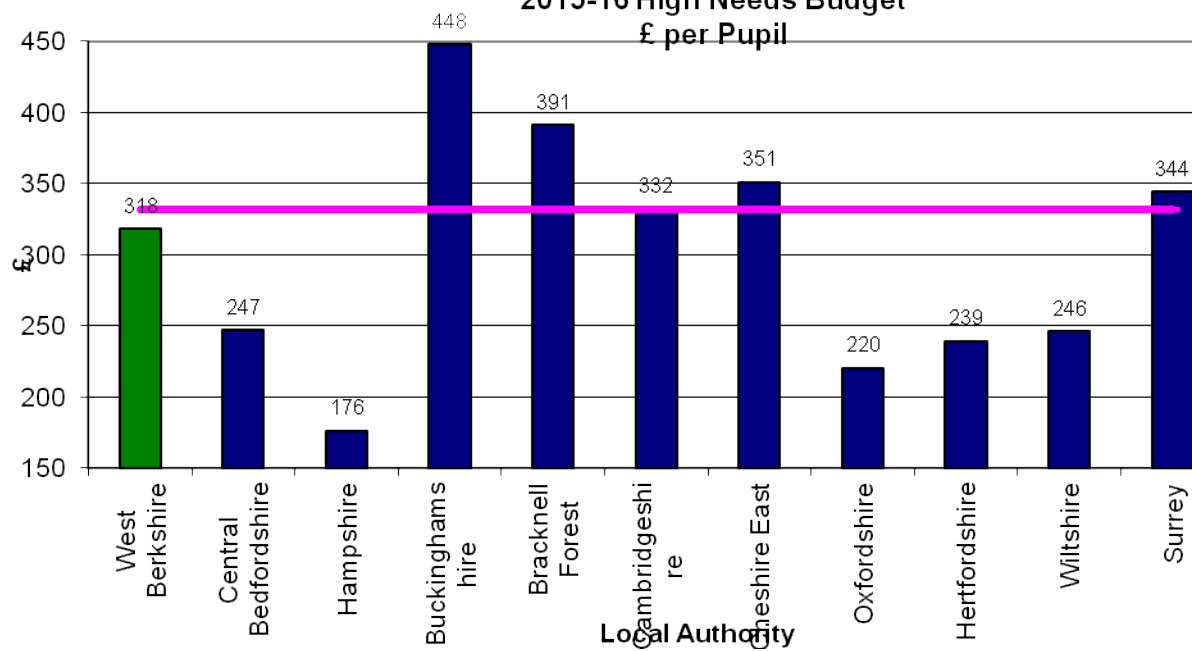
**Appendix A**  
**Local Authority Statistical Neighbours**  
**2015-16 DSG Schools Block Unit of Funding**  
**£ per Pupil**



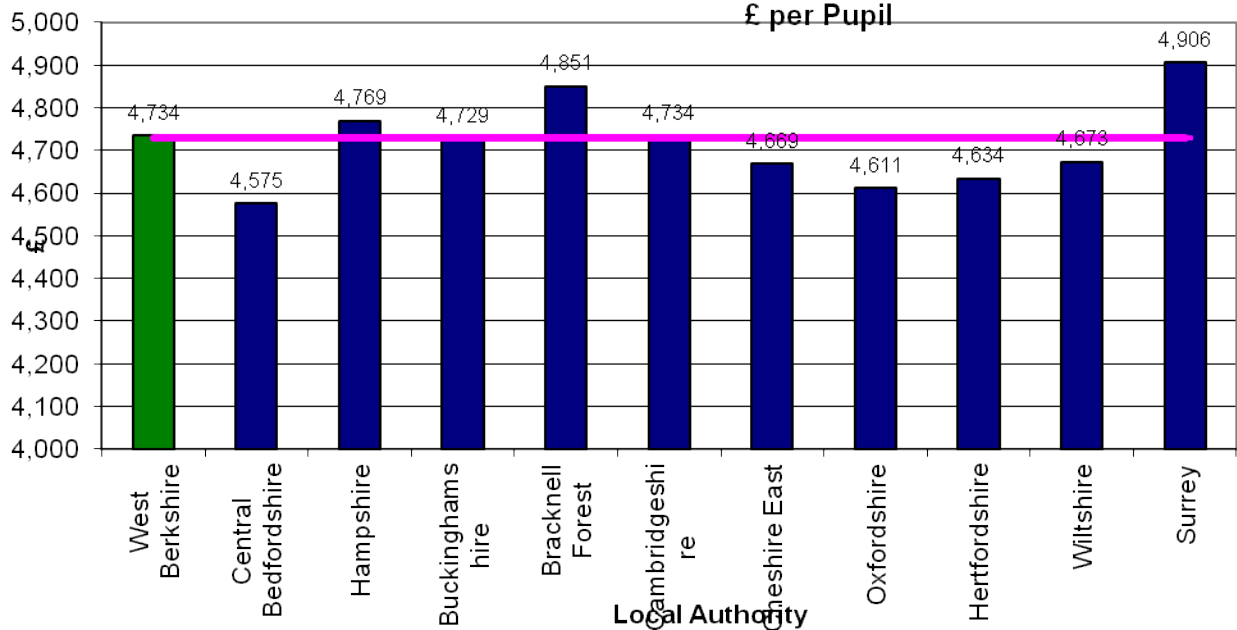
**Appendix B**  
**Local Authority Statistical Neighbours**  
**2015-16 Individual School Budgets (before academy recoupment)**  
**£ per Pupil**



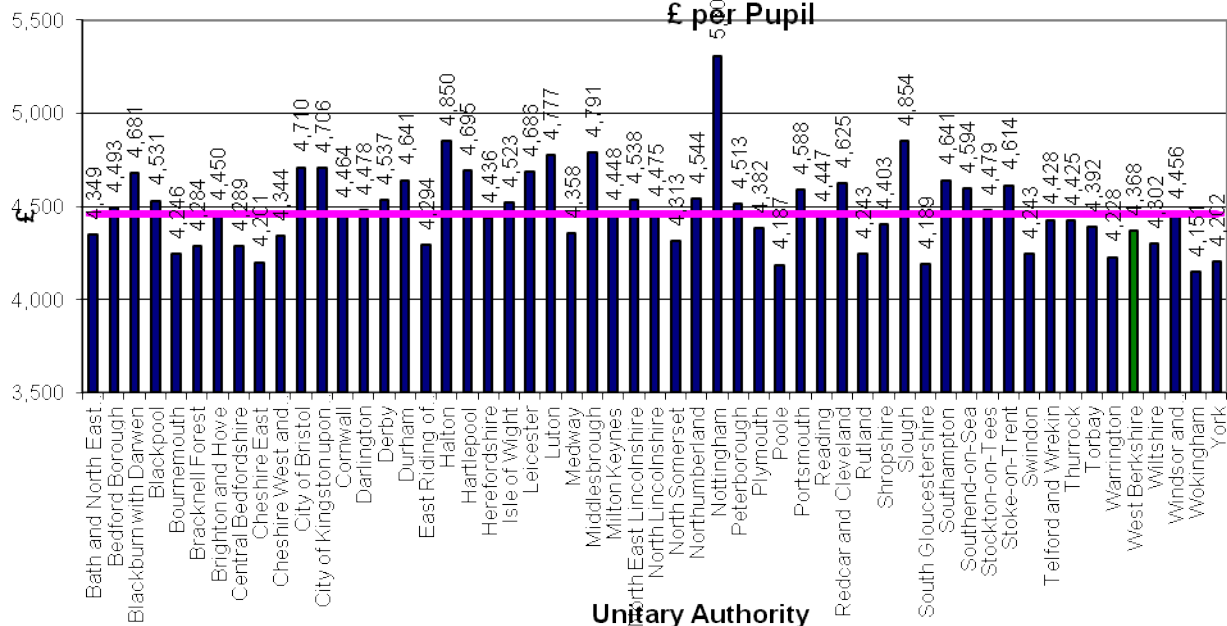
Appendix C  
Local Authority Statistical Neighbours  
2015-16 High Needs Budget  
£ per Pupil



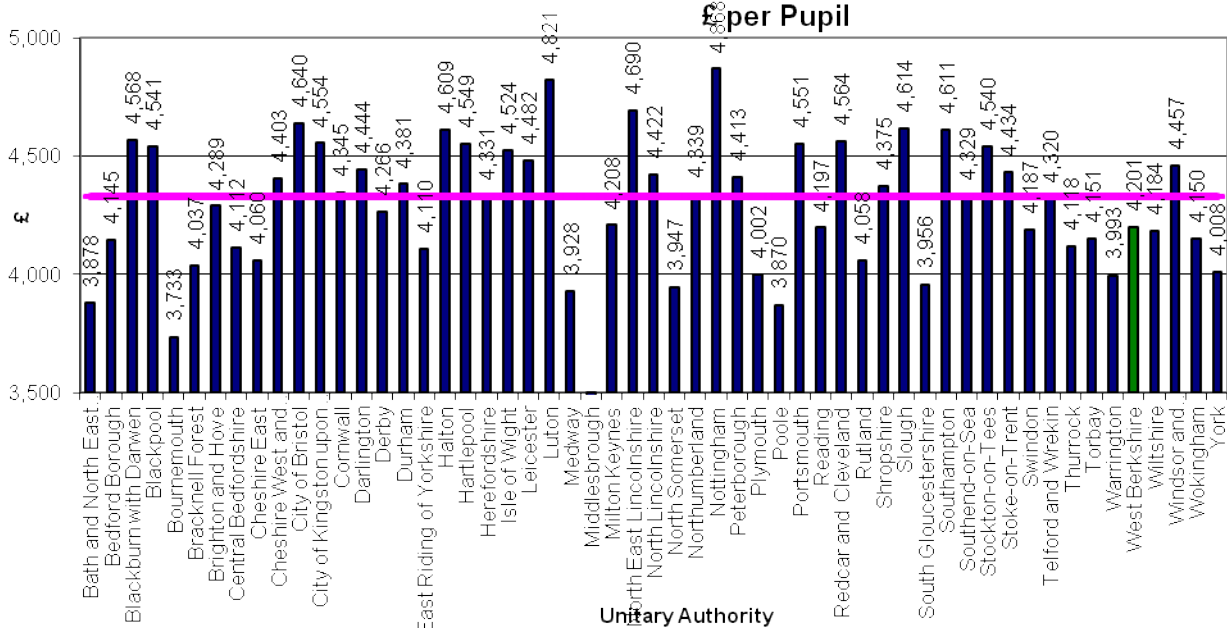
Appendix D  
Local Authority Statistical Neighbours  
2015-16 Total School Budgets (before academy recoupment)  
£ per Pupil



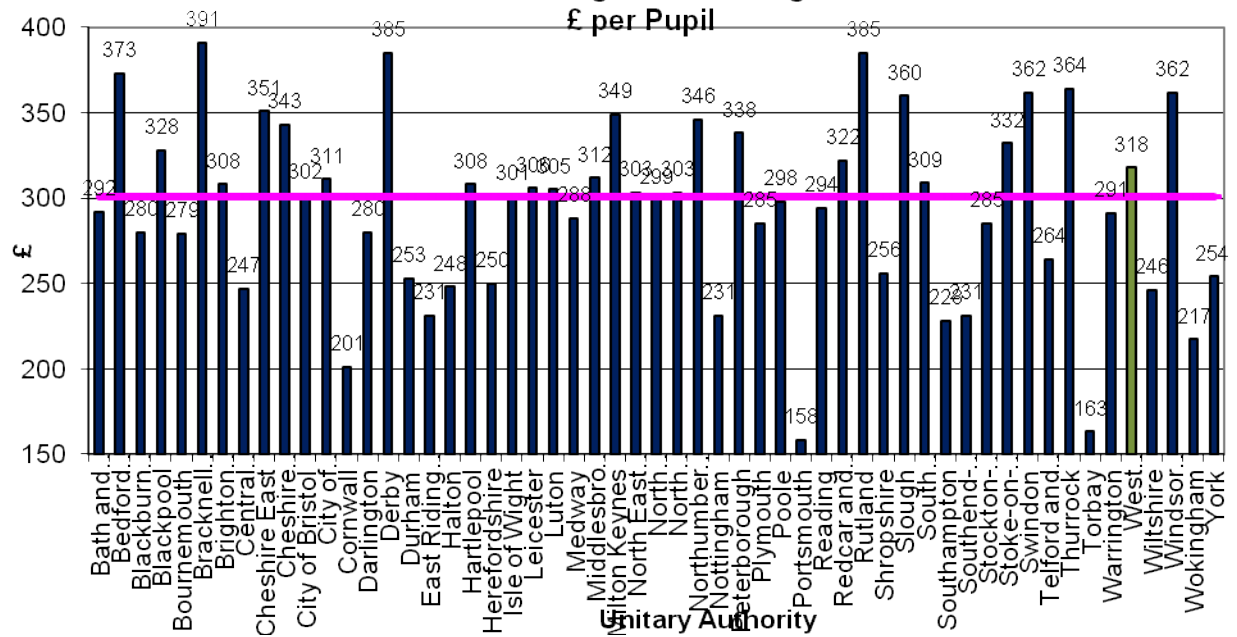
**Appendix E**  
**Unitary Authorities**  
**2015-16 DSG Schools Block Unit of Funding**  
**£ per Pupil**



**Appendix F**  
**Unitary Authorities**  
**2015-16 Individual School Budgets (before academy recoupment)**  
**£ per Pupil**



**Appendix G**  
**Unitary Authorities**  
**2015-16 High Needs Budget**  
**£ per Pupil**



**Appendix H**  
**Unitary Authorities**  
**2015-16 Total School Budgets (before academy recoupment)**  
**£ per Pupil**

